

# DELAYED TRANSFERS OF CARE

17<sup>th</sup> December 2018

# PERFORMANCE AGAINST NATIONAL TARGET

Adult Social Care – National Target  
(% bed days per 100,000 population)

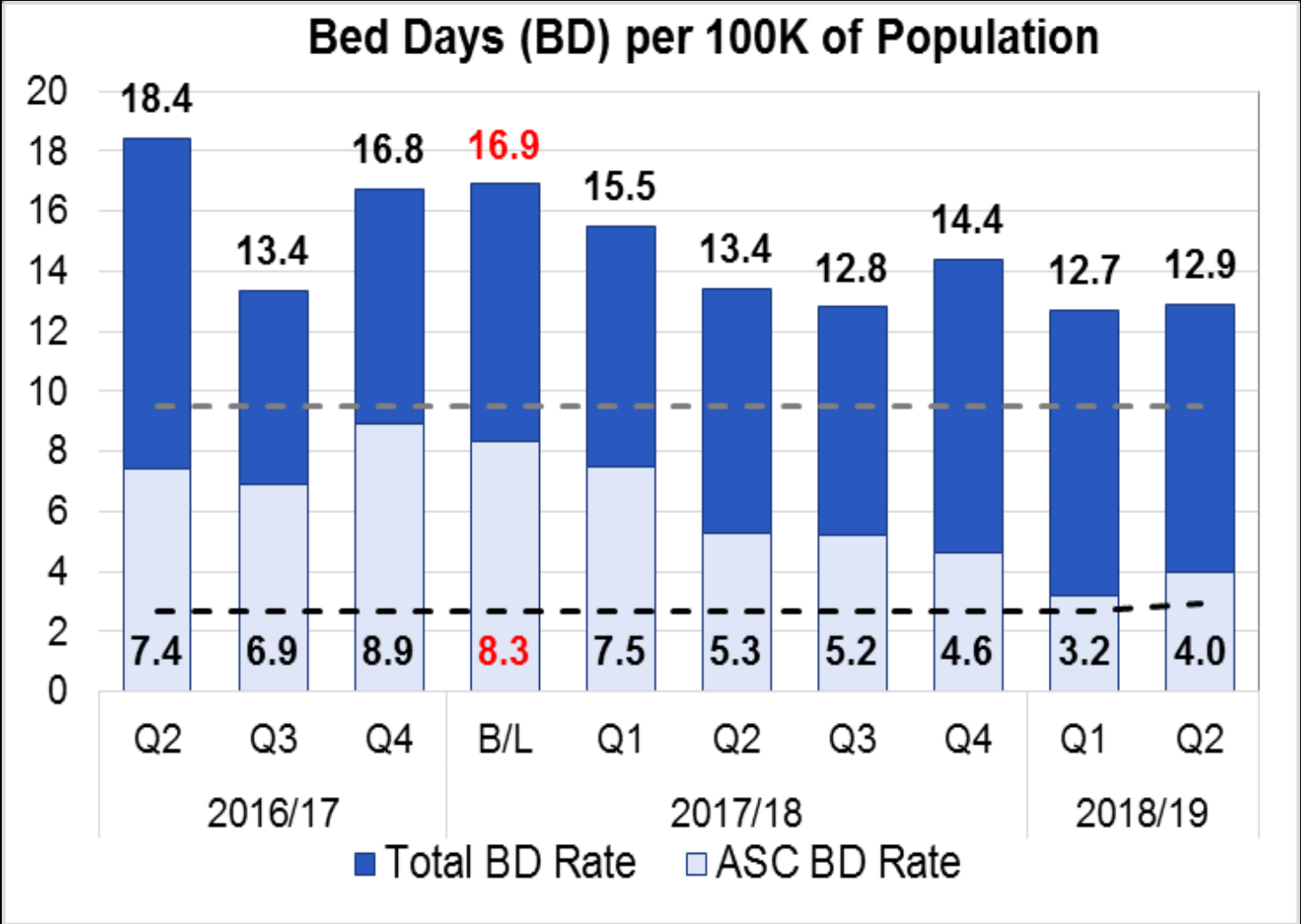
- July = 5.0% (2.7% Target)
- August = 3.9% (2.7% Target)
- September = 4.0% (2.9% Target)
- October = 3.3% (2.9% Target)

Overall System Target (both  
Adult Social Care and NHS)

- 9.6% Target
- July = 14.7%
- August = 12.9%
- September = 12.9%
- October = 13.1%

\*Delays include – Acute, Community and Mental Health Delays.

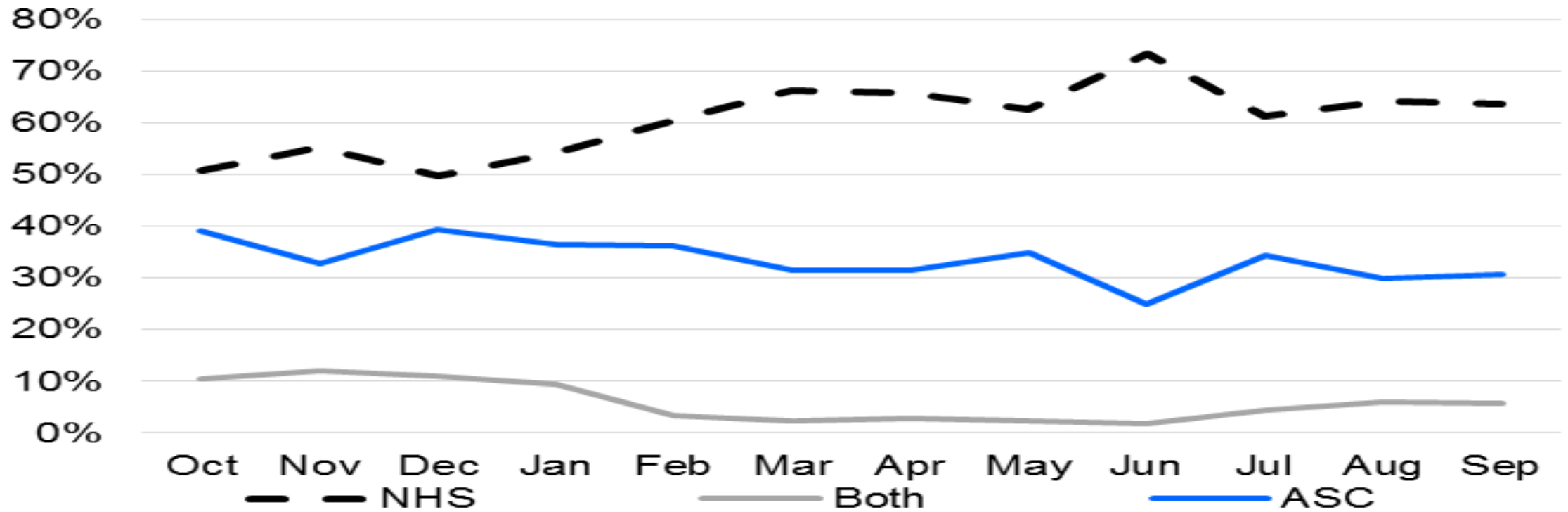
# PERFORMANCE



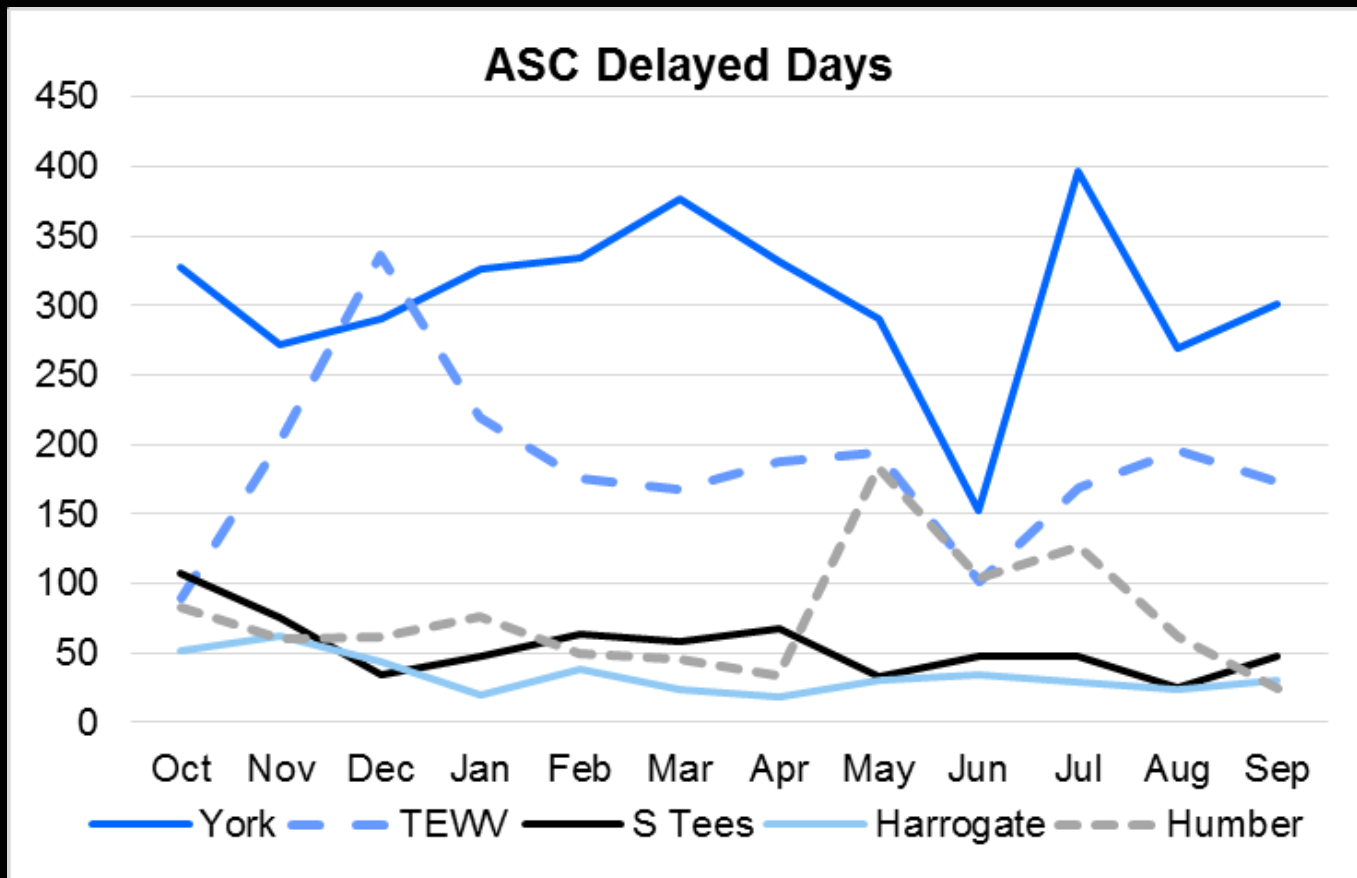
- Adult Social Care delays show a reduction of 25% year on year since September 2016.
- September 2016 – 1089 Delayed Days
- September 2018 – 587 Delayed Days

# PERFORMANCE (2)

## Responsibility for Delays by Month

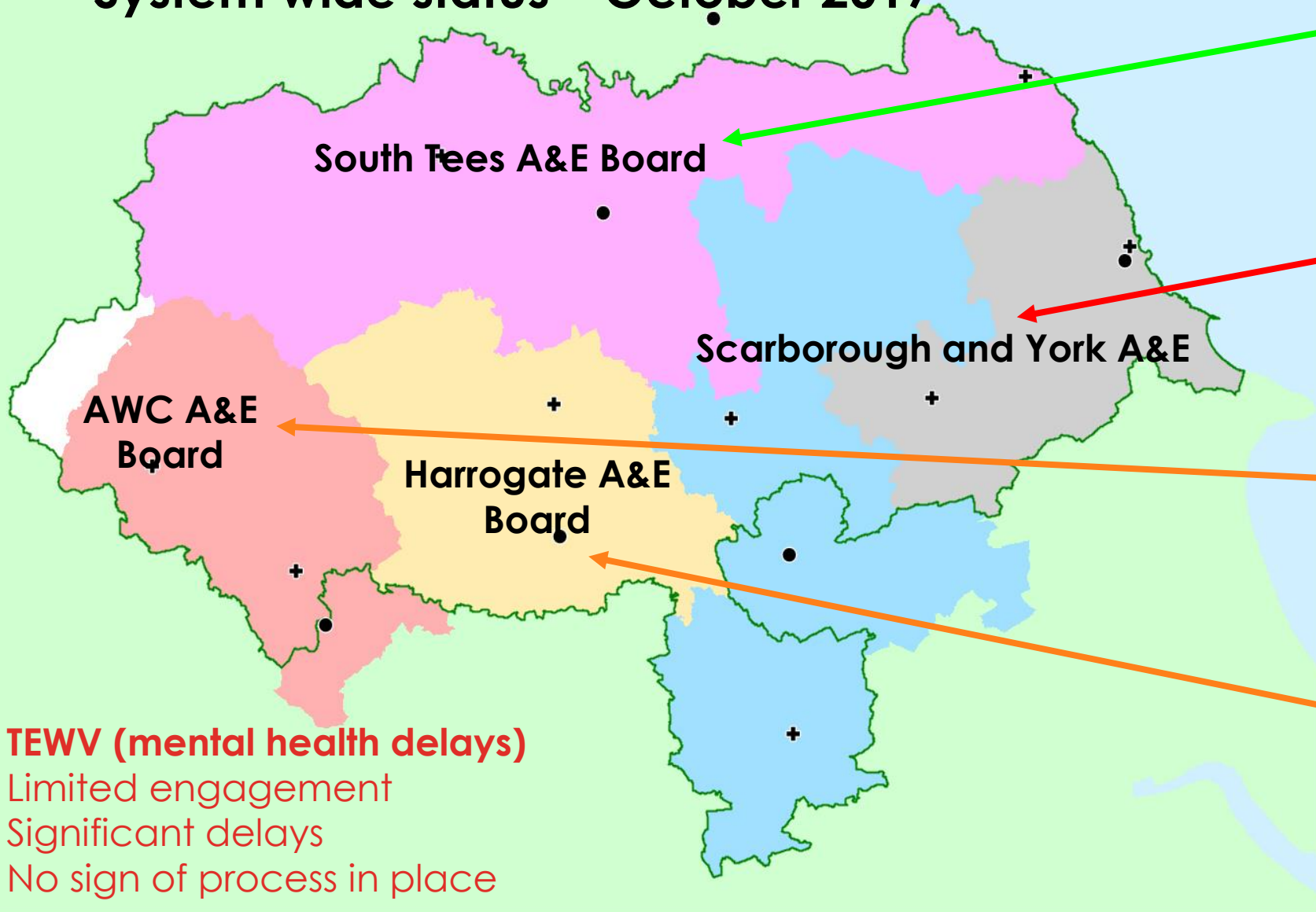


# PERFORMANCE (3)



- Areas of challenge
  - Highest delays - York FT
  - Humber – Significant delays for relatively small bed base
  - Tees, Esk and Wear Valley – High numbers of delays and longest length of stay

## System wide status – October 2017



### South Tees

Consistent engagement –  
Daily, Weekly and Monthly  
sitrep conversations in place  
Low numbers of delays

### Scarborough and York

Limited joint working  
arrangements  
Daily calls to discuss delays  
Highest numbers of delays

### Airedale, Wharfedale & Craven

Good working relationships  
No sign off process in place  
Low numbers of delays

### Harrogate

Good working relationships  
No sign off process in place  
Low numbers of delays

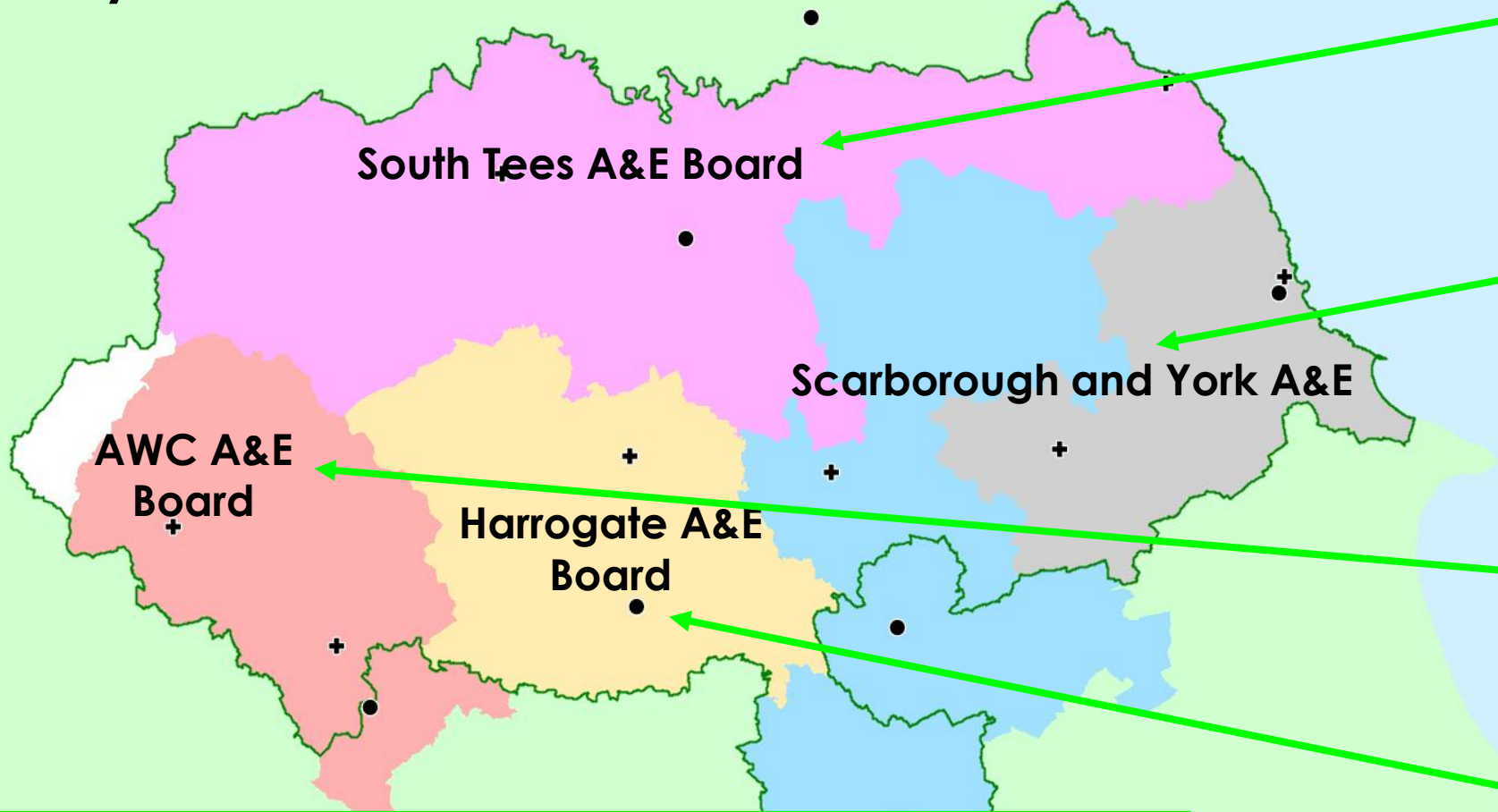
### TEWV (mental health delays)

Limited engagement  
Significant delays  
No sign of process in place

# VARIANCE TO PUBLISHED DATA

	December				January		
	NYCC figure	Published	Variance		NYCC figure	Published	Variance
South Tees	35	35	0		54	48	-6
Harrogate	49	43	-6		24	20	-4
York FT	184	291	107		278	326	48
Humber	?	61	61		?	76	76
TEWV	?	336	336		?	219	219

## System wide status – December 2018



### South Tees

Consistent engagement,  
new Discharge to Assess  
Pilot in place –  
Daily, Weekly and Monthly  
sitrep conversations in place  
Low numbers of delays

### Scarborough and York

Development of Joint  
protocol with York FT and  
Humber  
Daily, Weekly and Monthly  
conversations in place  
Reducing numbers of delays

### Airedale, Wharfedale & Craven

Good working relationships  
Sign off process in place  
Low numbers of delays

### Harrogate

Good working relationships  
Sign off process in place  
Low numbers of delays

### TEWV (mental health delays)

Significant engagement, new S117 Aftercare pathways  
developed and implemented jointly.  
Reducing numbers of delays, reducing length of stays  
Countywide discussions, daily, weekly and monthly



# VARIANCE TO PUBLISHED DATA

	NYCC figure	September	
		Published	Variance
South Tees	41	30	-11
Harrogate	24	24	0
York FT	344	301	-43
Humber	35	34	-1
TEWV	173	173	0



# CURRENT/LOOKING TO THE FUTURE

- Improved rigour/consistency to DToC Management processes in NYCC
- Reduced Delays for Adult Social Care – but more system wide work to do
- Accuracy of data much improved for NYCC – can we now start to support a wider system view?
- Understanding Patient Flow/Digital Projects - Having more information to support understanding of demand and capacity issues across the system
- Partnership Working - Working relationships much improved across all areas – work to embed this at all levels of staff
- Engagement - How has this improved for the person? Are we improving the outcomes for people?
- Discharge to Assess/ Trusted Assessment - Discharge Pathways in place consistent across trusts

ANY QUESTIONS?

